

Kelvin Smith Library Bibliographic and Metadata Services Statistics, 2008-2009

Compiled and Submitted by:

Richard Wisneski
Head, Bibliographic & Metadata Services
Kelvin Smith Library
Case Western Reserve University

The following statistics reflect activity for the Bibliographic and Metadata Services unit of the Kelvin Smith Library for the 2008-2009 fiscal year (FY). Data concerns (5) areas:

- New monograph items added, withdrawn, and net gains
- New monograph bibliographic records added, withdrawn, and net gains
- Items added by location
- Items added by material type (e.g. CD, CD-ROM, Microform, etc.)
- Electronic Books
- Call Number item additions, withdrawals, and net gains/losses
- DLC (copy) cataloging and non-DLC cataloging
- Metadata records created

The first pie chart, "KSL Book Item Additions and Withdrawals," shows items withdrawn and added, net items added, monthly averages, peak addition months, and comparisons to fiscal year 2007-2008. Far more items were withdrawn this FY compared to last FY, primarily due to the hiring of a temporary employee, whose duties included working on withdrawals, and the undertaking of an inventory project. Item additions were down over 2,000 from last FY. March through June were peak years for cataloging, most likely due to a late start in acquiring new materials.

The second bar graph, "Monograph Net Items Additions," shows that the fall months were low in cataloging new material. This latter point may suggest the need to assign both professional and library assistant catalogers additional duties for these months. Professional catalogers are being asked to contribute more to metadata projects this fall 2009. Library assistants will be asked to assist with a project in serials and correct obsolete and broken URLs in bibliographic records. Library assistants may also be asked to perform some physical processing this coming fiscal year.

The number of item records will always either equal or be greater than the number of bibliographic records; hence, it stands to reason that the pie chart "KSL Bibliographic Adds and Withdrawals" shows lower numbers than the item record statistics. Withdrawals here indicate materials that have been completely eliminated from the library. The next chart, "KSL Net Bibliographic Record Additions," mirrors the net item additions, and again suggests that additional duties might be in order for the bibliographic unit in the fall months.

"Materials Added by Location" includes government documents, although I only record the number from my record keeping; an interpretation of this number would fall under the jurisdiction of the government documents unit. There were 201 more items sent to Iron Mountain storage compared to 2007-2008, due in large part to the inventory and Dewey reclassification projects. By

contrast, the number of materials sent to RRCC was considerably less this FY compared to 2007-2008, due in part to space limitations in RRCC and emphasis on trying to limit the number of items sent there. Lastly, the number of materials for Special Collections is due to a Dewey cataloging project begun there in May 2009. For this coming 2009- 2010 fiscal year, more details numbers regarding Special Collections will be recorded, namely recording the number of original records created, items added, and items edited.

The “Material Type Additions, 2008-2009, Compared to 2007-2008,” shows more items added overall from this FY compared to the previous FY. There were a large number of video cassettes added, although it should be noted that much of this came within the first two months of the fiscal year.

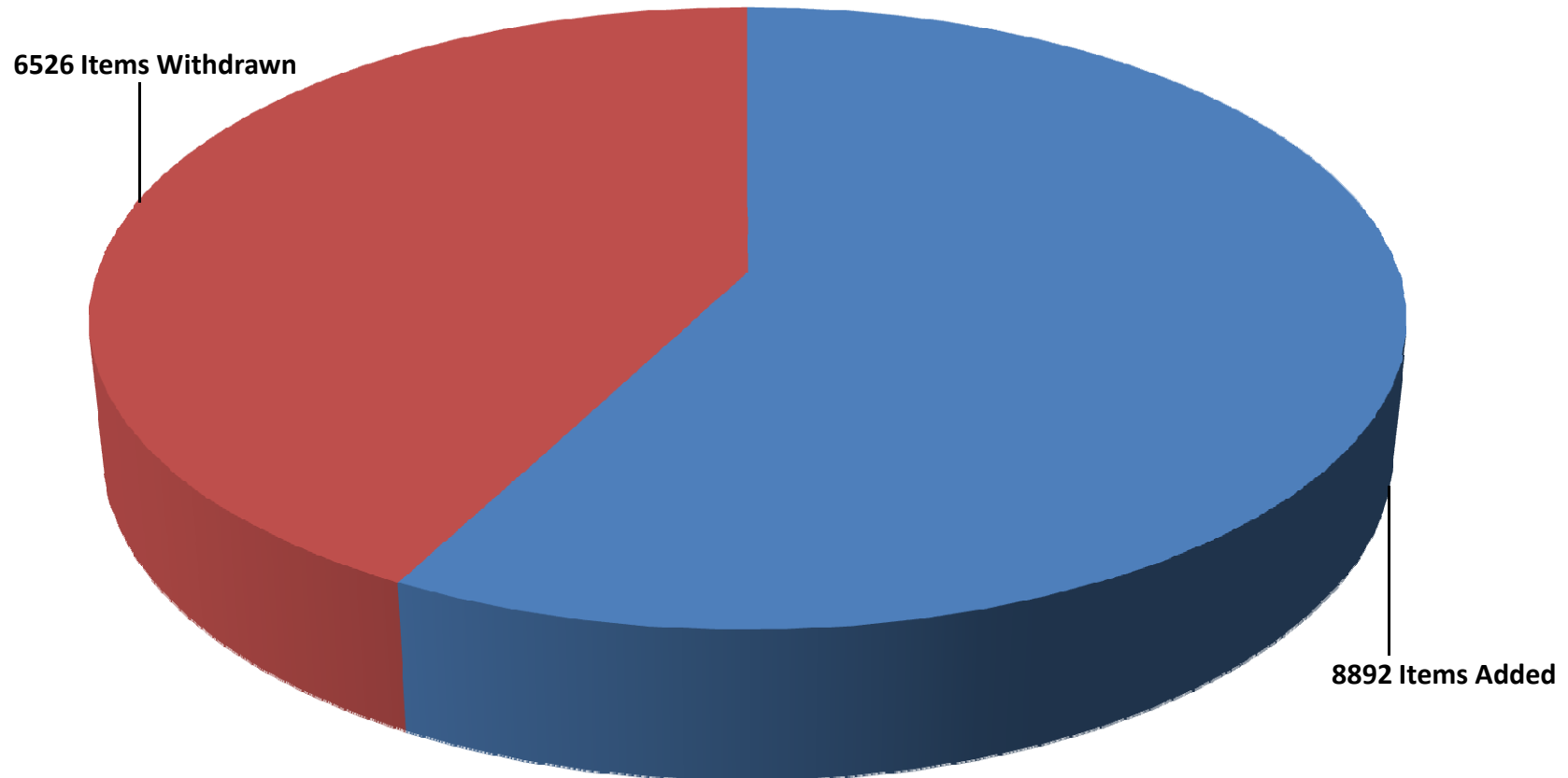
There were far fewer electronic books added this fiscal year compared to 2007-2008, although EEBO texts were added in 2007-2008. Aside from December 2008, the number of electronic texts added to the collection is fairly even throughout the year.

The number of items added by call number may indicate what subject areas are growing, although these numbers do not take into account the number of items the library already holds in each subject area. Low growth in some areas may be due to the library already holding a number of items in that area. The number of items under “Music” refers to the Kulas Music library. “Law” and “Medicine” are low, but there are branch libraries on campus for these subject areas. Overall, most subject areas had more additions than withdrawals. It should be reiterated that the number of withdrawals in some subject areas, especially in “Science,” are the result of the inventory project.

The “DLC (Copy) and Non-DLC Cataloging” bar graph essentially differentiates between the output of copy-catalogers and professional catalogers. DLC cataloging typically is larger than non-DLC cataloging, as the latter requires more investigation and detail. Nonetheless, the summer months, excepting July, were a bit low. It should be noted that professional catalogers also assisted in metadata record creation, and one professional cataloger spent time training another cataloger in non-DLC cataloging.

Lastly, regarding the “Metadata Statistics,” there was progress on text-encoding, albeit a bit slow. This is due to shortage of staff, encoding at a higher level than previous and training staff in text encoding. Text encoding work will continue in the 2009-2010 fiscal year, as well as more efforts at creating other metadata type records, including VRA, MODS, METS, and MARCXML.

KSL BOOK ITEM ADDITIONS AND WITHDRAWALS, 2008-2009



Net Items Added: 2,366
Average Added Per Month: 741
Average Withdrawn Per Month: 544
Peek Addition Months: March, April, June

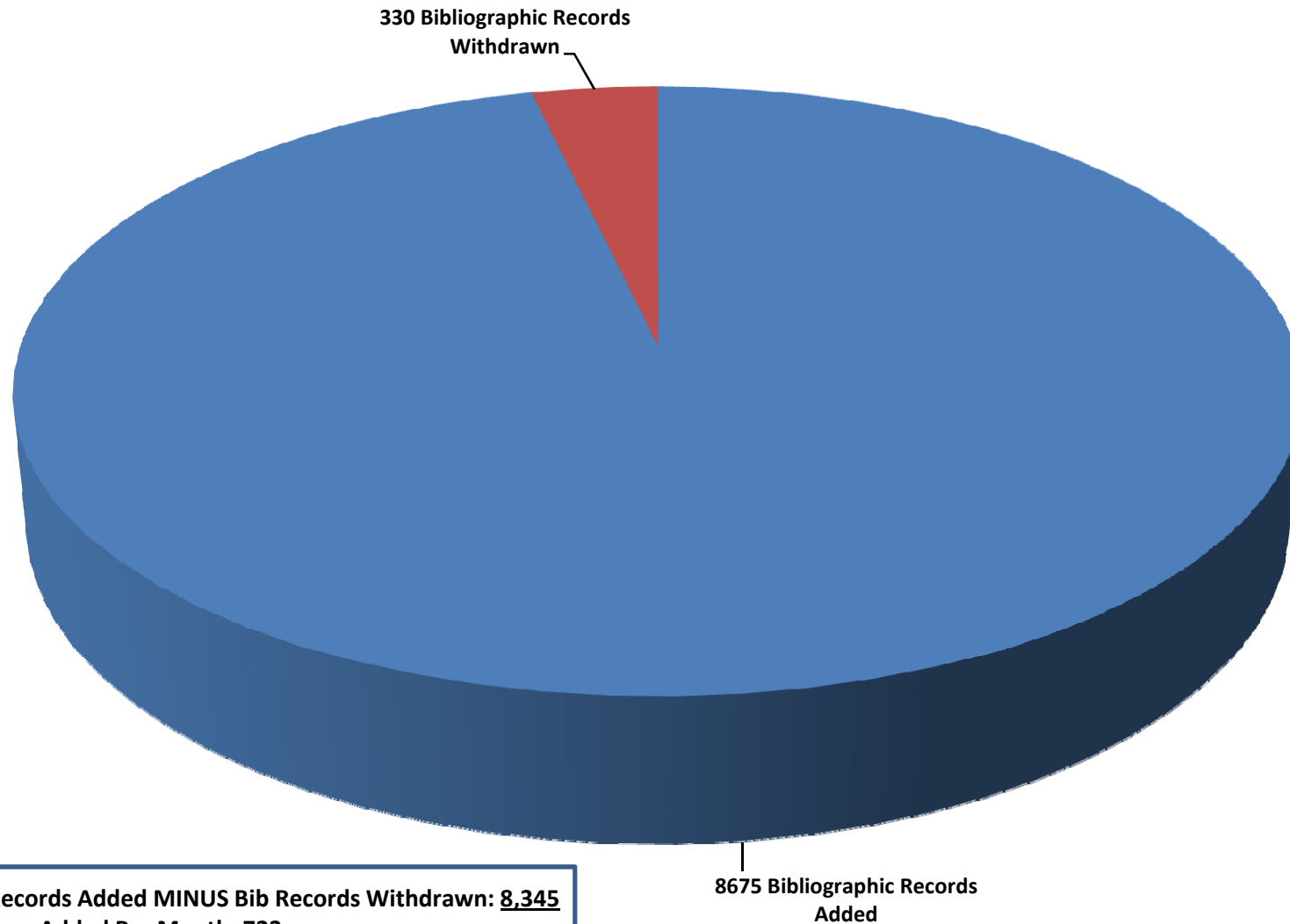
LAST FY, 2007-2008

Items Withdrawn: 3405 (+3,121)
Items Added: 11,022 (-2,130)

KSL MONOGRAPH NET ITEM ADDITIONS, 2008-2009



KSL BIBLIOGRAPHIC RECORDS ADDS AND WITHDRAWALS, 2008-2009

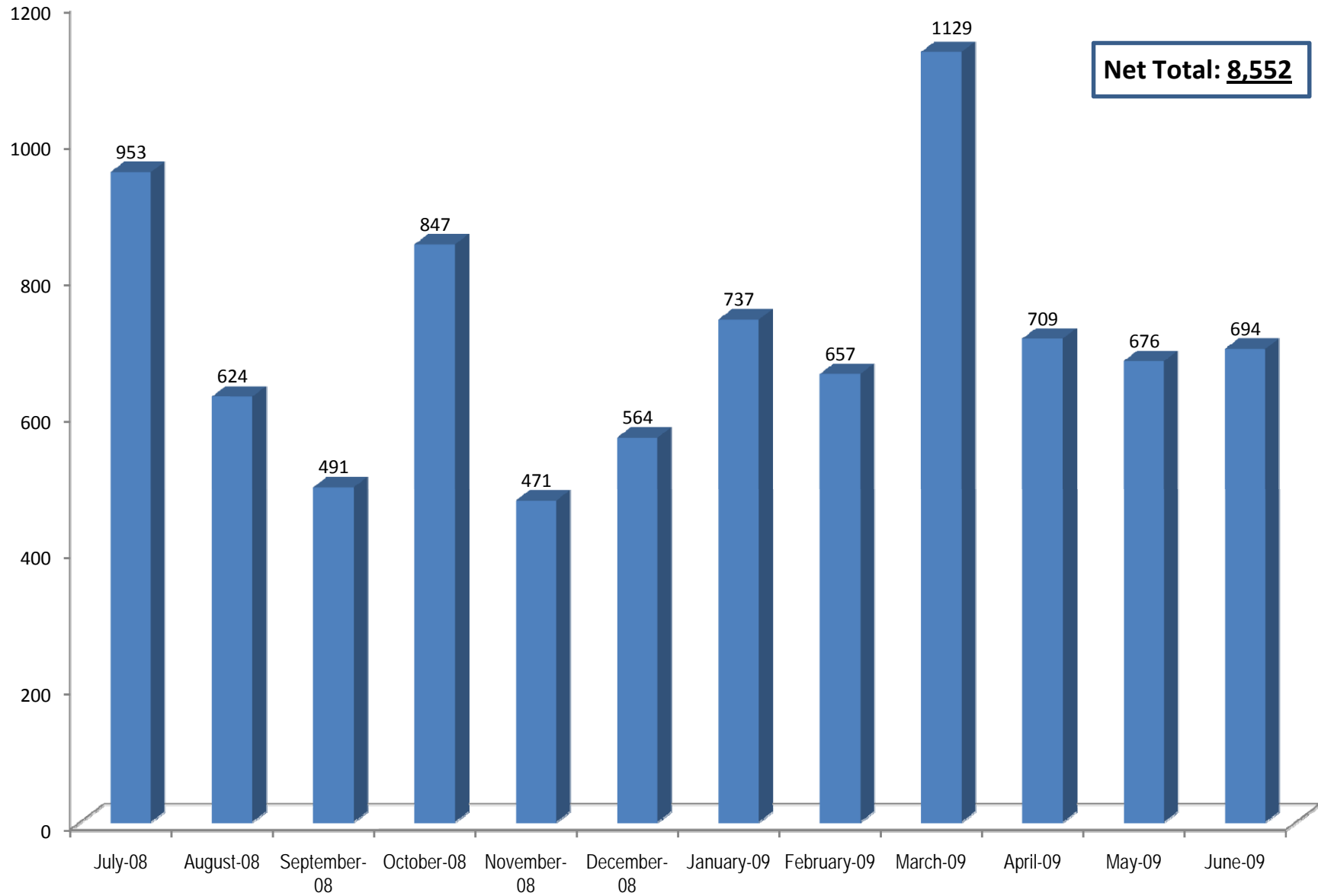


Bib Records Added MINUS Bib Records Withdrawn: 8,345
Average Added Per Month: 723
Average Withdrawn Per Month: 28

8675 Bibliographic Records
Added

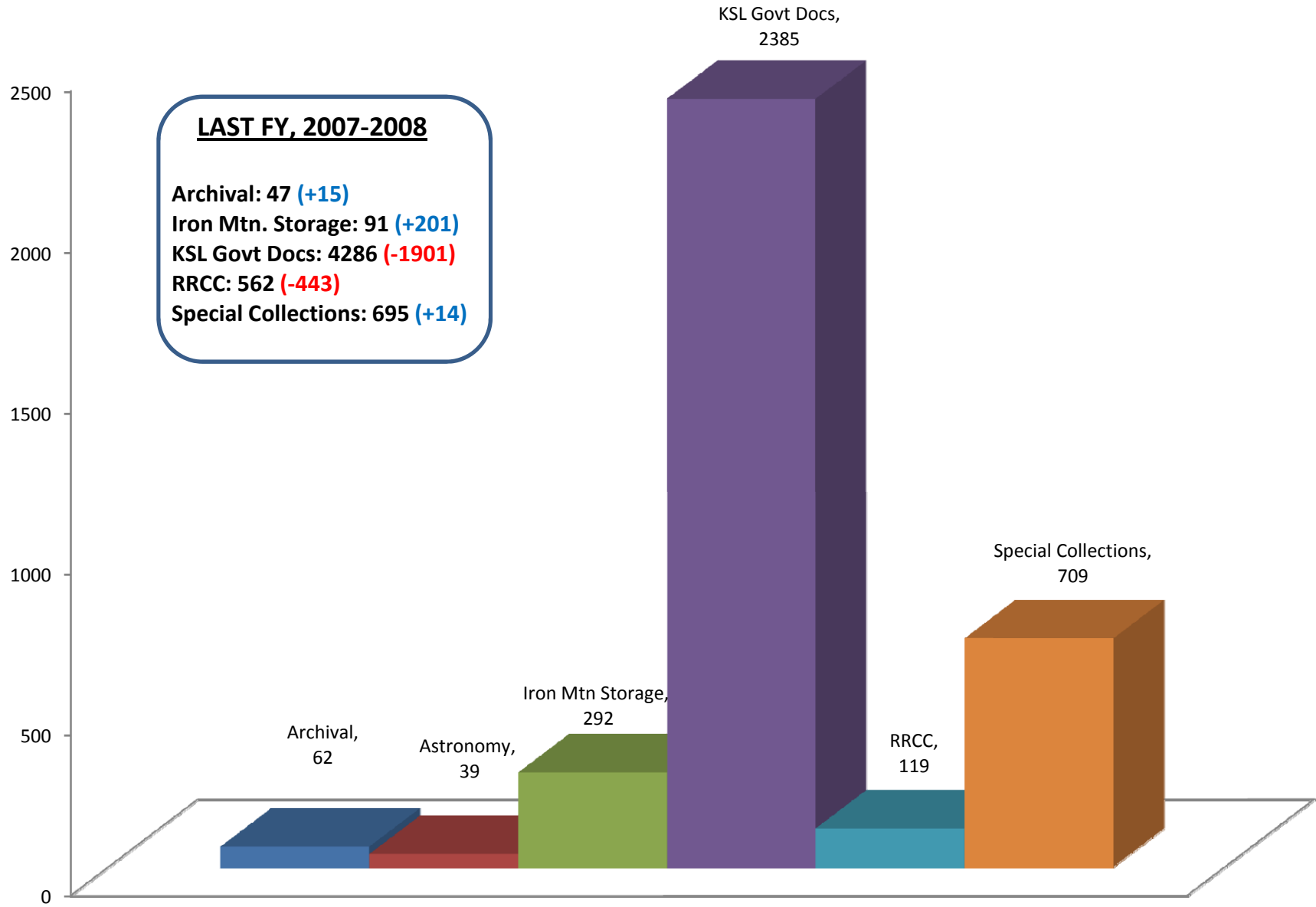
330 Bibliographic Records
Withdrawn

KSL NET BIBLIOGRAPHIC RECORD ADDITIONS, 2008-2009

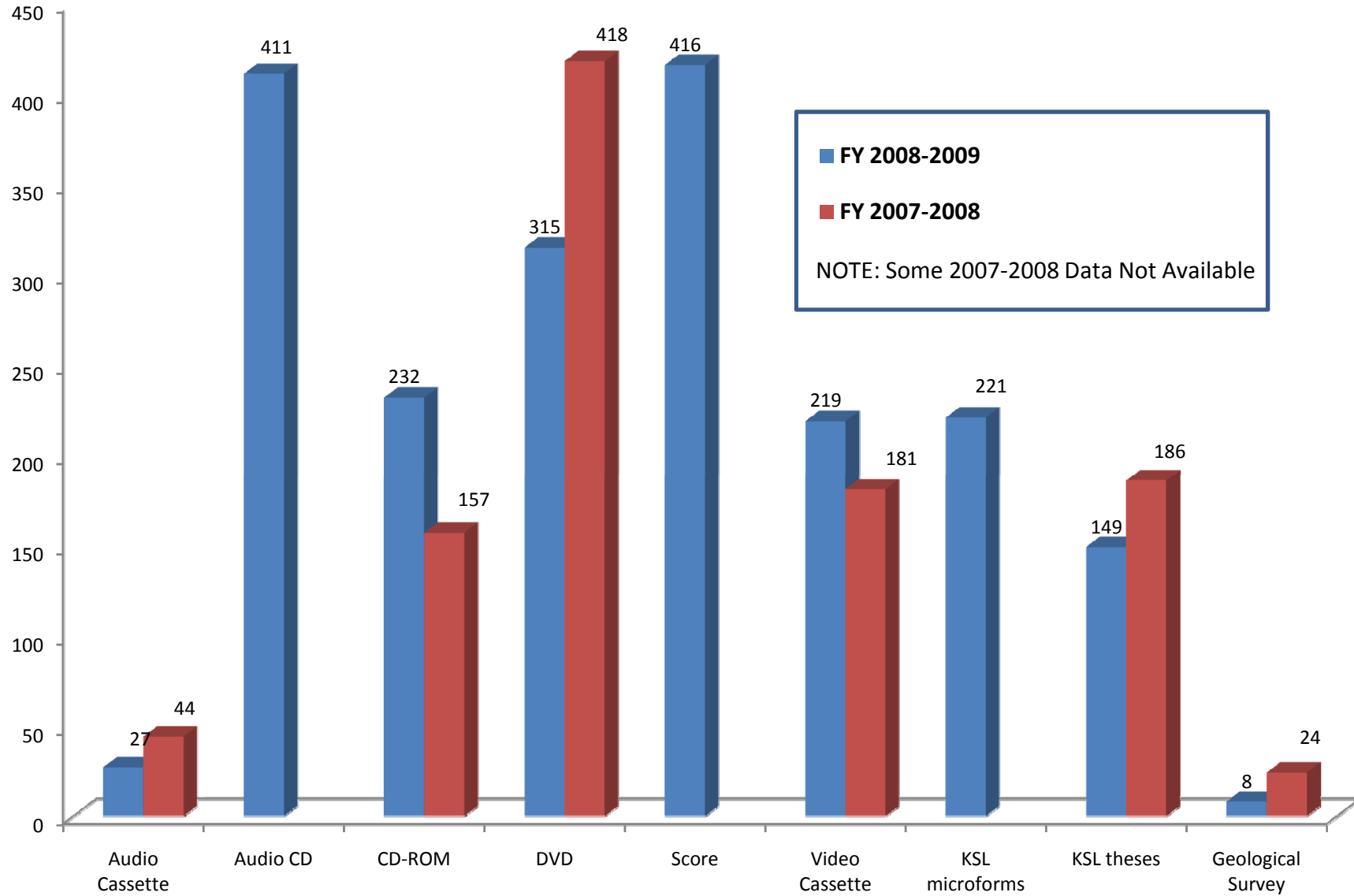


MATERIALS ADDED BY LOCATION, 2008-2009

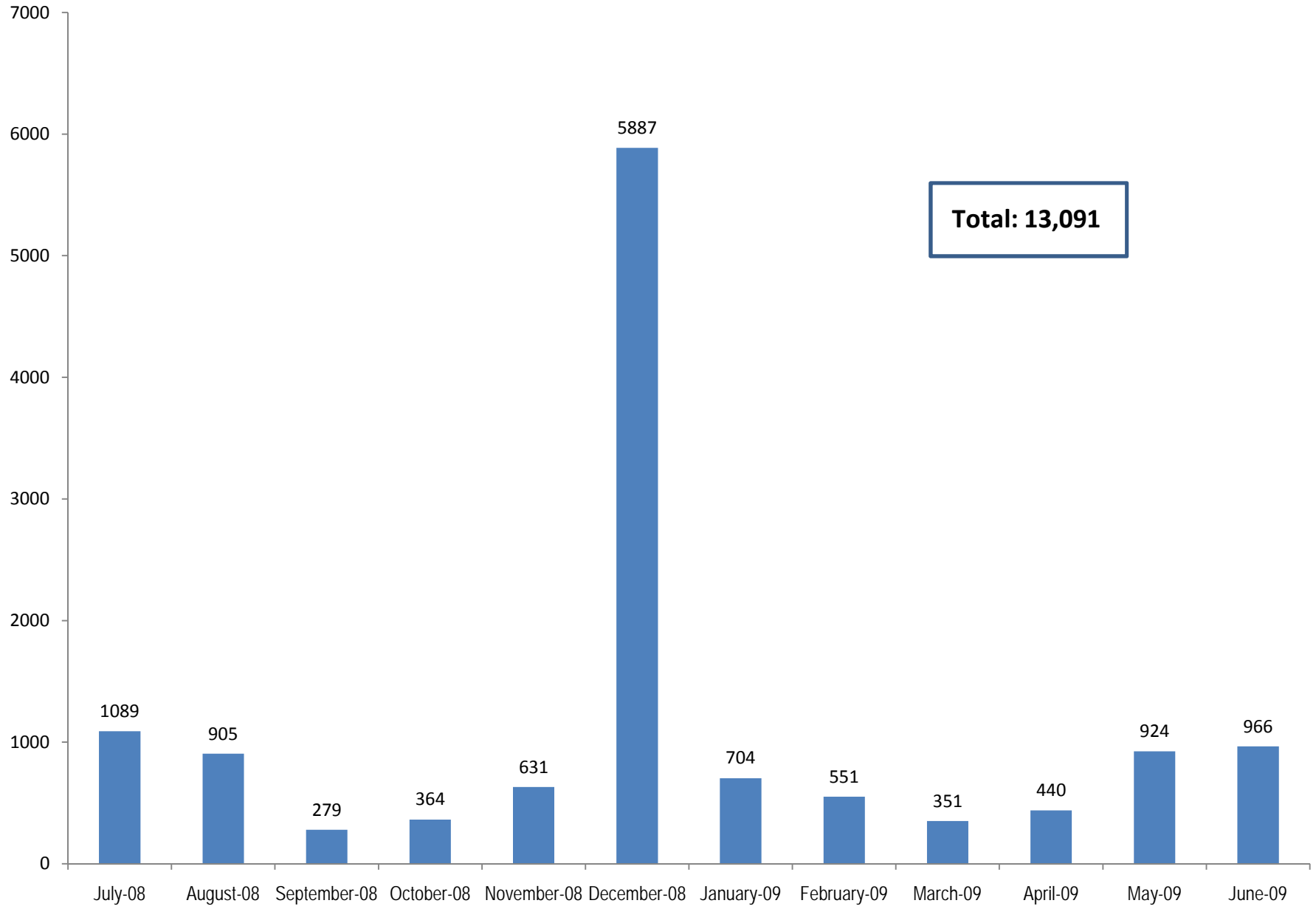
LAST FY, 2007-2008
Archival: 47 (+15)
Iron Mtn. Storage: 91 (+201)
KSL Govt Docs: 4286 (-1901)
RRCC: 562 (-443)
Special Collections: 695 (+14)



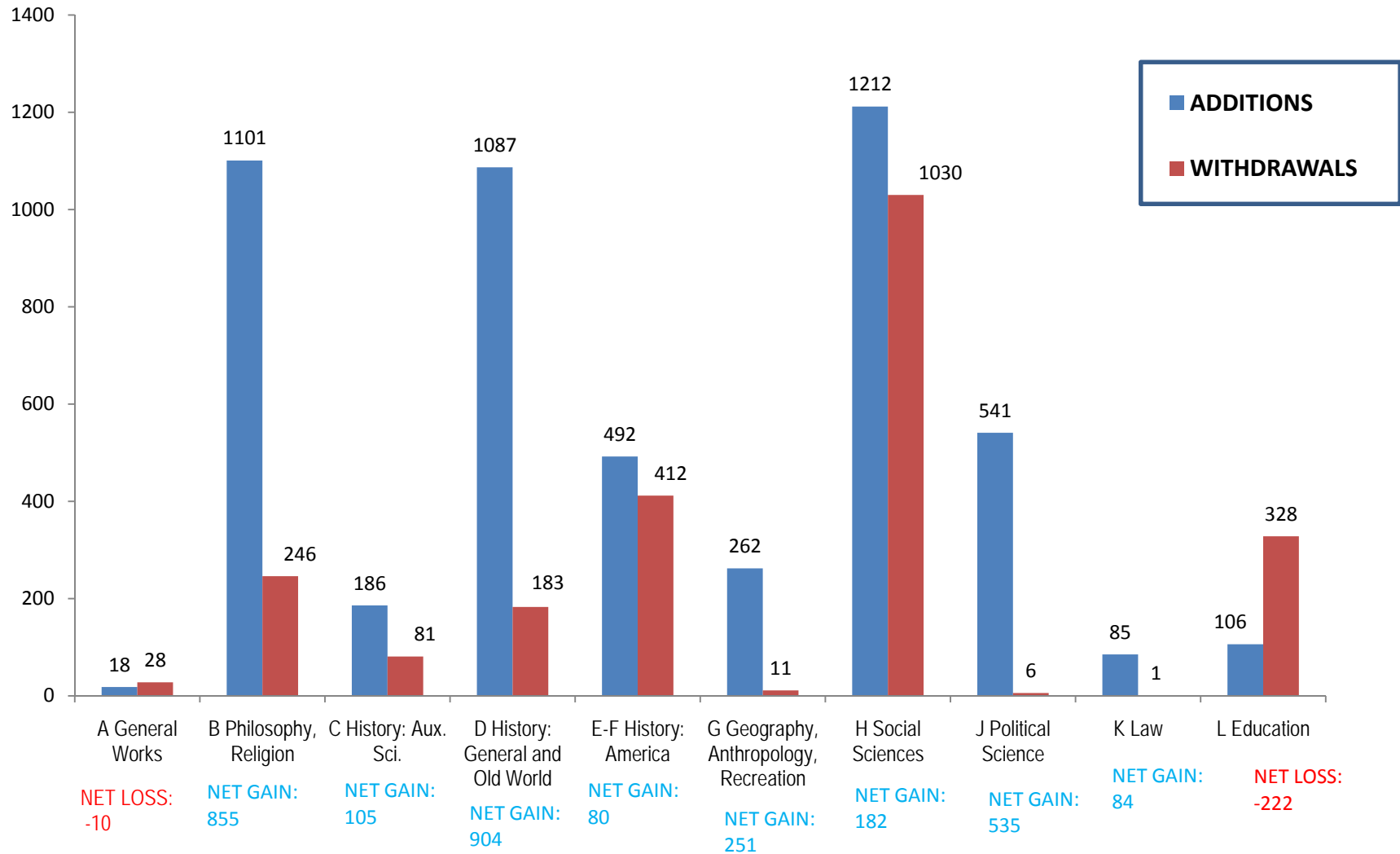
MATERIAL TYPE ADDITIONS, 2008-2009, COMPARED TO 2007-2008



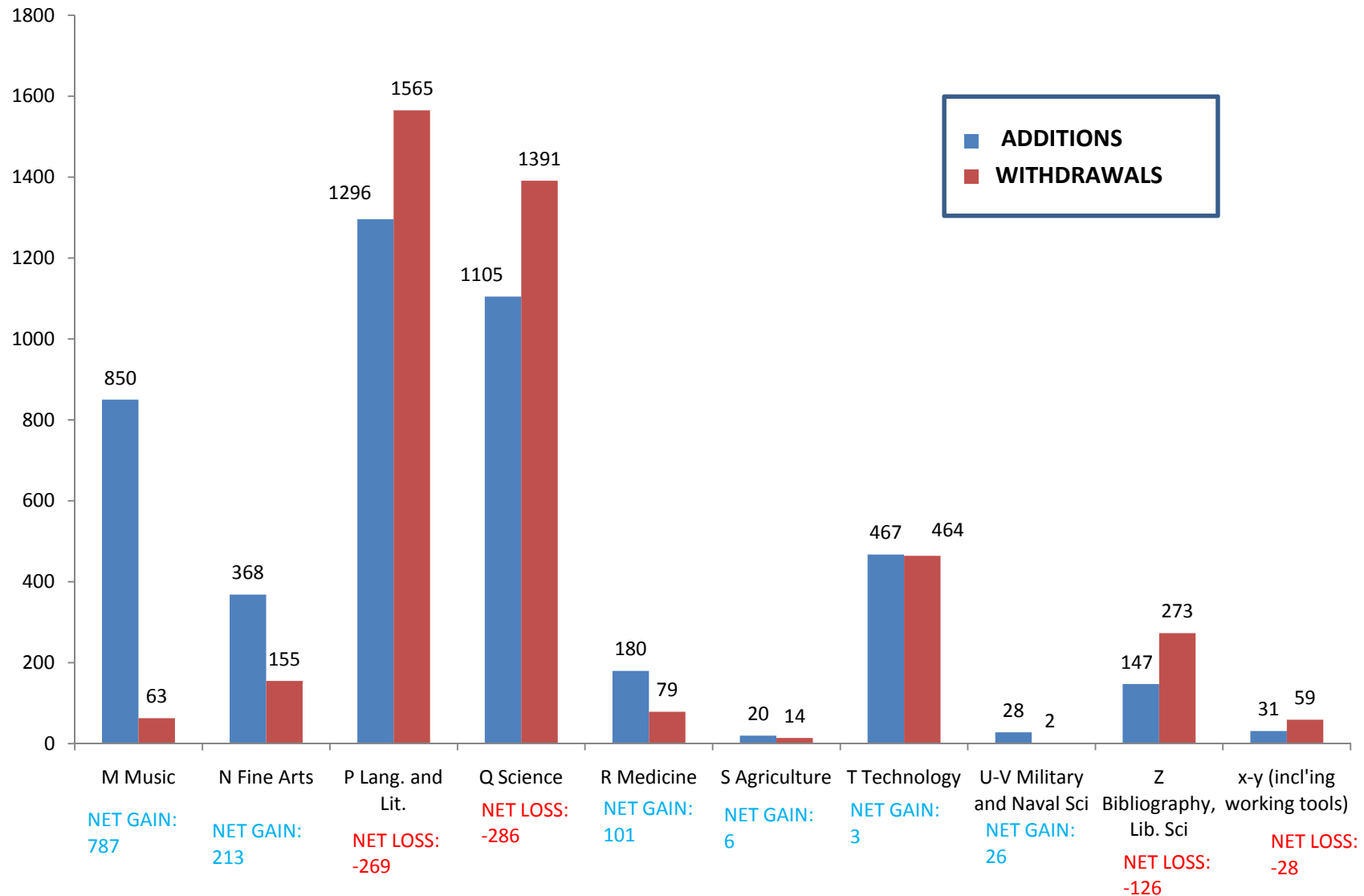
ELECTRONIC BOOKS ADDED, 2008-2009



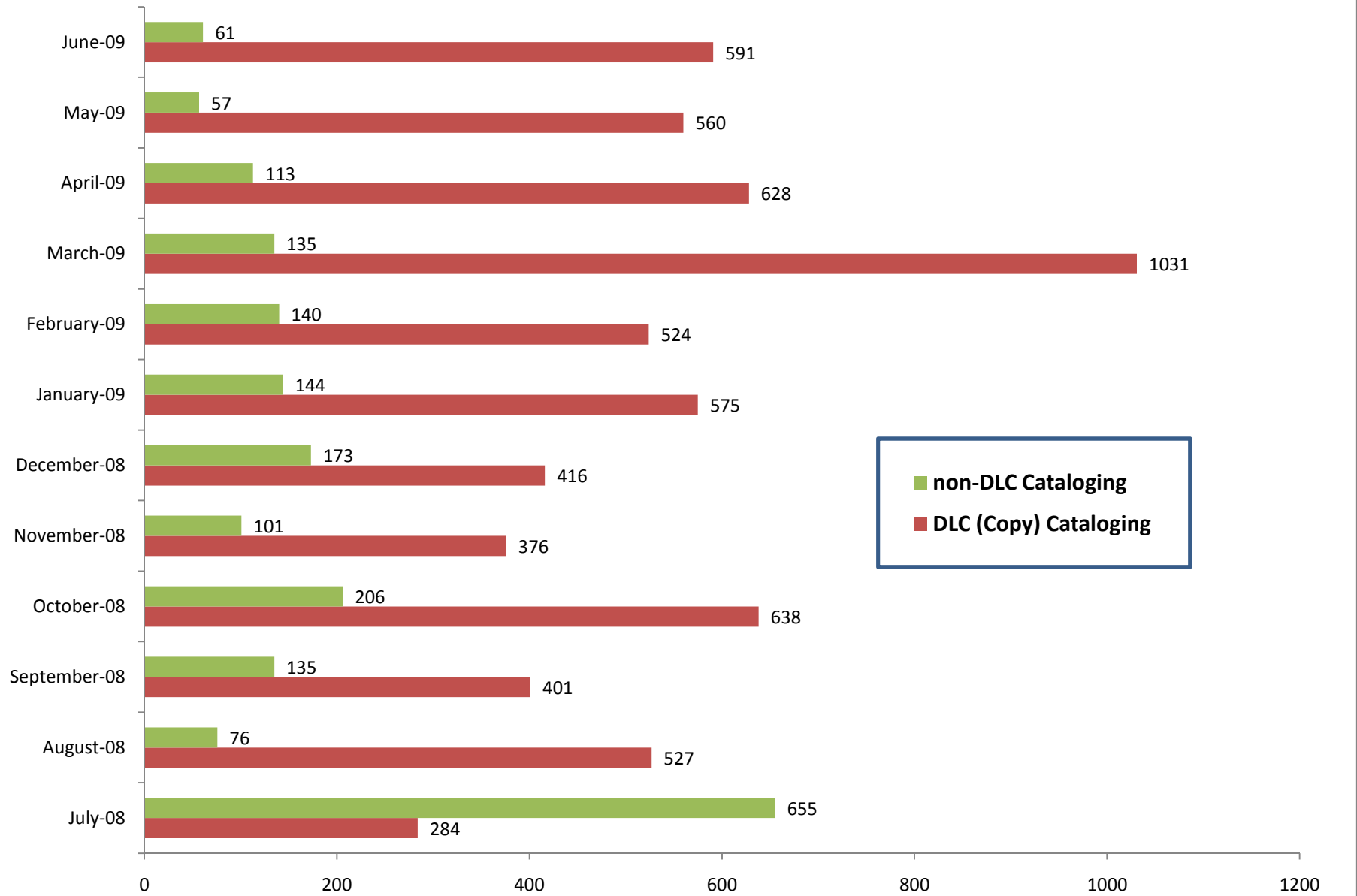
CALL NUMBER ITEM ADDITIONS, 2008-2009: A THROUGH L



CALL NUMBER ITEM ADDITIONS, 2008-2009: M THROUGH Z



DLC (COPY) AND NON-DLC CATALOGING, 2008-2009



KSL BIBLIOGRAPHIC AND METADATA SERVICES: METADATA STATISTICS, 2008-2009

Collection	DC Records	TEI Encoding	TEI Headers
Case TV	549		
Original Leaves from Medieval Manuscripts, Western Europe, XII-XVI Centuries	50		
Original Leaves from Famous Books	40		
Puppet Plays from the Wilhelm Scherer Collection	6		
Western Reserve Studies Symposium	239		
Books on Cleveland, Ohio and the Western Reserve Digital Text Collection		12	106
Flemish Books of Hours	1	1	1
Umbrellas and their History	1	1	1