

Overview and Scope

The Electronic Resources Unit (ERU) reports on the acquisition, access, and usage of electronic resources as they relate to collection management activities at the Kelvin Smith Library (KSL). KSL's electronic resources include research databases, electronic journals, electronic books, data files, and digital media. This report incorporates statistics that were both captured by the ERU and supplied by information vendors.

Obtaining reliable usage data can be challenging and time consuming. To help with this process, librarians and publishers have developed *COUNTER* (Counting Online Usage of Networked Electronic Resources), an international set of standards and protocols governing the recording and exchange of online usage data (see <http://www.projectcounter.org/>). This report provides statistics for the extensive use of library resources by Case faculty, students, and staff. Based on *Counter* definitions, statistics include:

- (1) Number of sessions—successful requests of online services.
- (2) Number of searches—specific intellectual queries.
- (3) Number of full-text downloads—items published in journals or books and downloaded to a computer, portable device, or printer.

Contents:

- Table 1—Selected Subscriptions/Holdings (pg. 1)
- Table 2— 2007-2008 Activity Overview (pg. 2)
- Chart 1—2007-2008 Usage Activity by Type and Amount (pg. 2)
- Chart 2—Electronic Journals—2004-2008 Title Access (pg. 3)
- Table 3—2005-2008 Activity Overview (pg. 4)
- Chart 3—Growth of Research Activity via Case Libraries Resources (pg. 4)

Usage Summaries

Table 1—Selected Subscriptions/Holdings

Types of Resources	2004/05	2005/06	2006/07	2007/08
<u>Research databases</u>	322	325	331	317*
<u>Electronic Journals</u>				
**Unique Titles Access	31000	33016	35908	54202
***Total Holdings Access		49300	51211	60115
<u>Newspapers</u> —title access		4431	5517	6017
<u>Electronic Books</u>		242150	347268	353029

*Decrease due to cancellations.

**Journal holdings available in only one database.

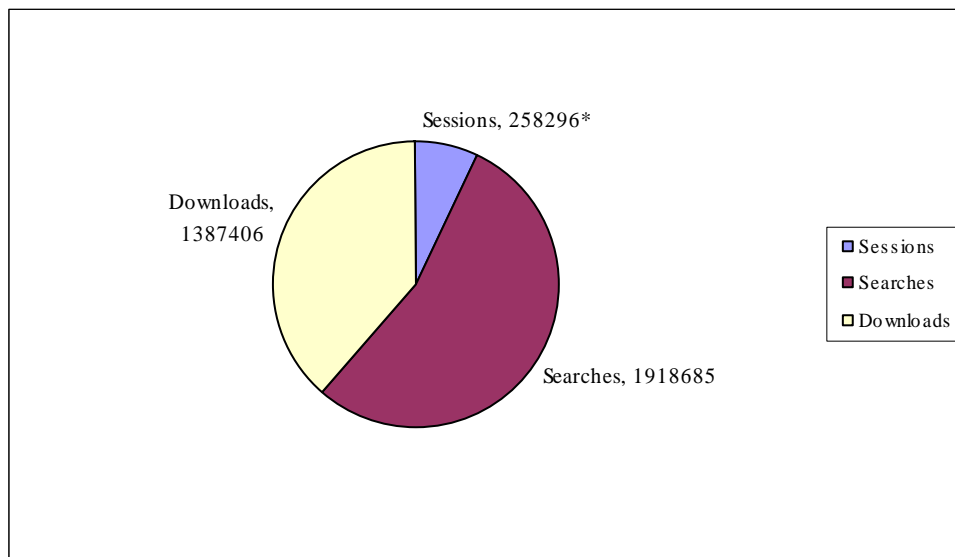
***Journal holdings available in more than one database, but which do not overlap in coverage dates.

Table 2—2007-2008 Activity Overview

Type of Activity	Amount of Activity
Sessions	258,296
Searches	1,918,685
Full text downloads	1,387,406
Total Activity	3,564,387

Usage statistics can tell a compelling story. Not only do Case students and faculty use the resources provided by the Case libraries, they search and download them in huge quantities. All the while, users are constantly demanding access to more materials.

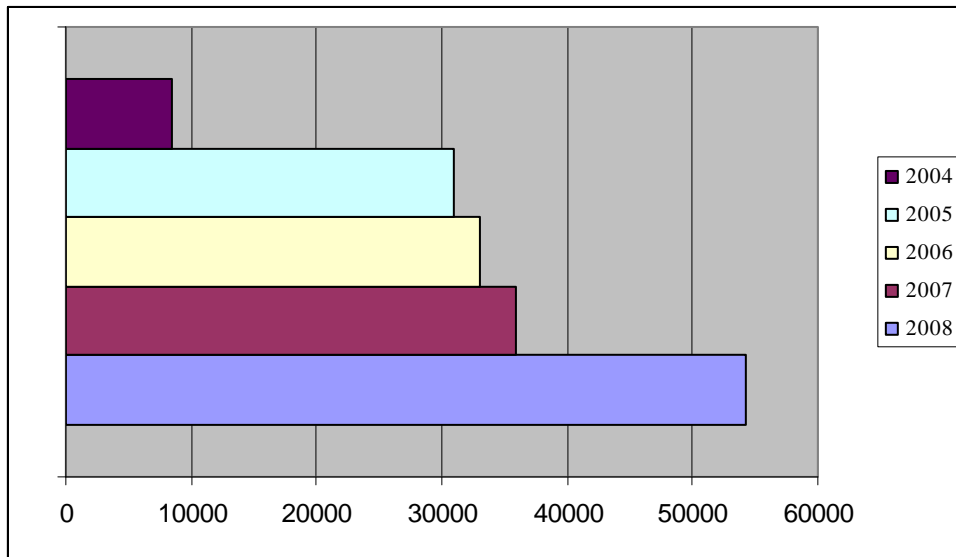
Chart 1—2007-2008 Usage Activity by Type and Amount



*Many vendors still do not report data for sessions.

With the number of resources available to them, students, in particular, indicate that efficient, cross-disciplinary research tools are essential. Databases that offer multiple subject coverage are popular, especially among undergraduates. All users, students, faculty, and staff, are reading more materials online and then downloading or printing those that they deem more essential.

Chart 2—Electronic Journals 2004-2008 Title Access



Year	Unique Titles Access*	Total Titles Access**
2004		8472
2005		31000
2006	33016	49300
2007	35908	51211
2008	54202	60115

*Journal holdings available in only one database.

**Journal holdings available in more than one database, but which do not overlap in coverage dates.

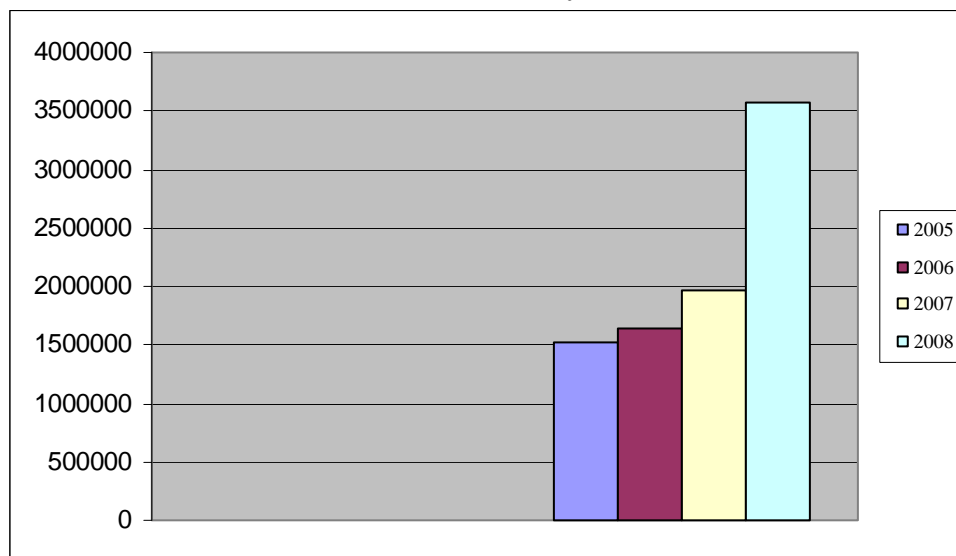
Electronic journal articles are among the most requested and downloaded items provided by the Case libraries. According to a recent survey, faculty read approximately 372 articles per year; students read between 164 and 186; graduate students read an average of 251 articles yearly.

Table 3—2005-2008 Activity Overview

Year	Total Activity
2005	1,526,872
2006	1,645,857
2007	1,972,306
2008	3,564,387

Since vendors began reporting usage, statistics have increased steadily each year. Increases can be attributed to both more usage and more vendor reports. In 2008, reported usage increased by 55% over that reported for 2007.

Chart 3—Growth of Online Research Activity via Case Libraries' Resources



The significance of electronic resources at Case Western Reserve University continues to grow. In a user survey conducted in 2005-2006, students and faculty reported that the role the Case libraries play in making resources available is one of the most valuable services at Case. Indeed, information access is becoming one of the new standards by which the University is measured.

Submitted by Earnestine Adeyemon,
Electronic Resources Librarian
earnestine.adeyemon@case.edu